

INDOOR / OUTDOOR SPEAKERS

AW500Tblk/wht • AW600Tblk/wht • AW800Tblk/wht
AW400blk/wht • AW525blk/wht • AW650blk/wht

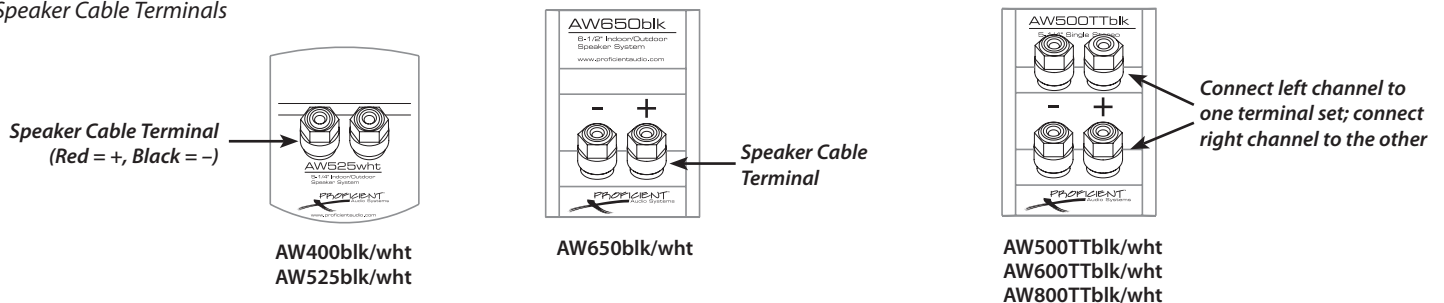
WIRING

Please use **Diagram 1** below to familiarize yourself with the rear panel of your outdoor speaker.

AW400blk/wht • AW525blk/wht • AW650blk/wht: Attach the speaker cable to the speaker cable terminals, observing the proper polarity with your amplifier, + to + (red) and – to – (black). Make sure to connect the right channel to the right speaker and the left channel to the left speaker.

AW500Tblk/wht • AW600Tblk/wht • AW800Tblk/wht: Attach the speaker cable, observing the proper polarity with your amplifier, + to + (red) and – to – (black). Either channel may be attached to either terminal set, however, be sure that polarity (+ and –) is correct on each channel or the performance of the speaker will be seriously affected as one channel will cancel out the other.

Diagram 1:
Speaker Cable Terminals



PLACEMENT

Placement Under Eaves and Outdoors

When mounting your speakers outdoors, the eaves of the roof provide an ideal location. They reduce the exposure of constant direct sunlight, salt spray, and precipitation. If installing speakers on a boat, the wheelhouse provides the best location for the same reasons. Following these suggestions will help to ensure that your speakers will last a lifetime.

Placement on a Wall or Bookshelf

When placing your speakers on a wall or bookshelf, optimal sound will be achieved if they are mounted at ear level or slightly higher. The usual listening area should be no closer to the speakers than the distance between the speakers themselves.

ADJUSTING THE PIVOTING TWEETER(S)

Depending upon your listening area, you may find the sound more pleasing by pointing the tweeters in a particular direction. If additional treble is desired, simply point the tweeter(s) towards that area; if less treble is required, point the tweeter(s) away.

Diagram 2:
Installing Mounting Bracket

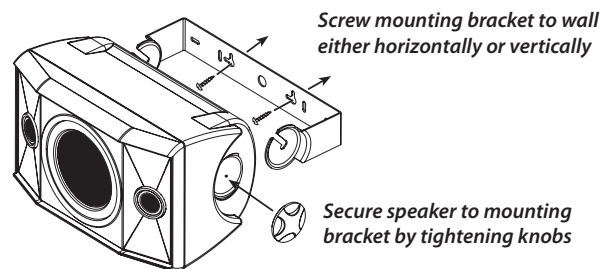
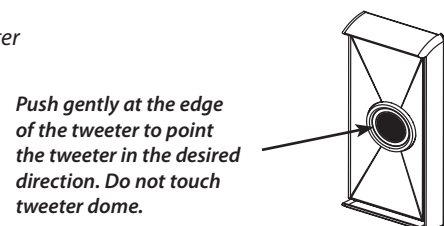


Diagram 3:
Pivoting Tweeter



SPEAKER SPECIFICATIONS

	AW500Tblk/wht	AW600Tblk/wht	AW800Tblk/wht
Type:	Single Stereo Speaker	Single Stereo Speaker	Single Stereo Speaker
Woofers:	5¼" Dual Voice Coil Polypropylene Cone	6½" Dual Voice Coil Polypropylene Cone	8" Dual Voice Coil Polypropylene Cone
Tweeter:	Two Pivoting 1" Soft Dome	Two Pivoting 1" Soft Dome	Two Pivoting 1¼" Aluminum Dome
Impedance:	4 Ω	4 Ω	4 Ω
Sensitivity:	89dB 1W/1m	91dB 1W/1m	89dB 1W/1m
Frequency Response:	38Hz - 20kHz	35Hz - 20kHz	40Hz - 20kHz
Power Handling:	100 watts	125 watts	150 watts
Dimensions (H x W x D):	7" x 11" x 6¼"	7 x 12" x 8"	9" x 16" x 9"

	AW400blk/wht	AW525blk/wht	AW650blk/wht
Type:	2-Way Stereo Pair	2-Way Stereo Pair	2-Way Stereo Pair
Woofers:	4" Polypropylene Cone	5¼" Polypropylene Cone	6½" Polypropylene Cone
Tweeter:	1" Soft Dome	Pivoting 1" Soft Dome	Pivoting 1" Soft Dome
Impedance:	8 Ω	8 Ω	8 Ω
Sensitivity:	87dB 1W/1m	88dB 1W/1m	89dB 1W/1m
Frequency Response:	55Hz - 20kHz	45Hz - 20kHz	37Hz - 20kHz
Power Handling:	100 watts	125 watts	150 watts
Dimensions (H x W x D):	7¾" x 5½" x 5½"	9¾" x 6½" x 6¾"	11" x 7" x 6¼"

Features and specifications are subject to change without notice.

Should you have any questions regarding this, or any other Proficient Audio Systems product, please call our service hotline at 877.888.9004. We are available to assist you every weekday, except holidays, between the hours of 7:00 a.m. and 5:00 p.m. PST.

LIMITED TEN-YEAR WARRANTY

Proficient Audio Systems warrants to the original retail purchaser only that this product will be free from defects in materials and workmanship for a period of ten years, provided the speaker was purchased from a Proficient Audio Systems Authorized Dealer.

Defective products must be shipped, prepaid and insured, together with proof of purchase, to the Proficient Audio Systems Authorized Dealer from whom they were purchased, or to Proficient Audio Systems at the address listed on this installation instruction manual. Freight collect shipments will be refused. It is preferable to ship this product in the original shipping container to lessen the chance of transit damage. In any case, the risk of loss or damage in transit is to be borne by the purchaser.

If, upon examination at the Factory or Proficient Audio Systems Authorized Dealer, it is determined that the unit was defective in materials or workmanship at any time during this warranty period, Proficient Audio Systems or the Proficient Audio Systems Authorized Dealer will, at its option, repair or replace this product at no additional charge, except as set forth below. If this model is no longer available and can not be repaired effectively, Proficient Audio Systems, at its sole option, may replace the unit with a current model of equal or greater value. In some cases where a new model is substituted, a modification to the mounting surface may be required. If mounting surface modification is required, Proficient Audio Systems assumes no responsibility or liability for such modification. All replaced parts and product become the property of Proficient Audio Systems. Products replaced or repaired under this Warranty will be returned to the

original retail purchaser, within a reasonable time, freight prepaid.

This Warranty does not include service or parts to repair damage caused by accident, disaster, misuse, abuse, negligence, inadequate packing or shipping procedures, commercial use, voltage inputs in excess of the rated maximum of the unit, or service, repair or modification of the product which has not been authorized or approved by Proficient Audio Systems. This Warranty also excludes normal cosmetic deterioration caused by environmental conditions. This warranty will be void if the Serial Number on the product has been removed, tampered with or defaced.

This Warranty is in lieu of all other expressed warranties. If the product is defective in materials or workmanship as warranted above, the purchaser's sole remedy shall be repair or replacement as provided above. In no event will Proficient Audio Systems be liable for any incidental or consequential damages arising out of the use or inability to use the product, even if Proficient Audio Systems or a Proficient Audio Systems Authorized Dealer has been advised of the possibility of such damages, or for any claim by any other party. Some states do not allow the exclusion or limitation of consequential damages, so the above limitation and exclusion may not apply.

All implied warranties on the product are limited to the duration of this expressed Warranty. Some states do not allow limitation on the length of an implied warranty. If the original retail purchaser resides in such a state, this limitation does not apply.



940 Columbia Avenue, Riverside, CA 92507
877.888.9004 • Fax 951.787.8747 • proficientaudio.com